




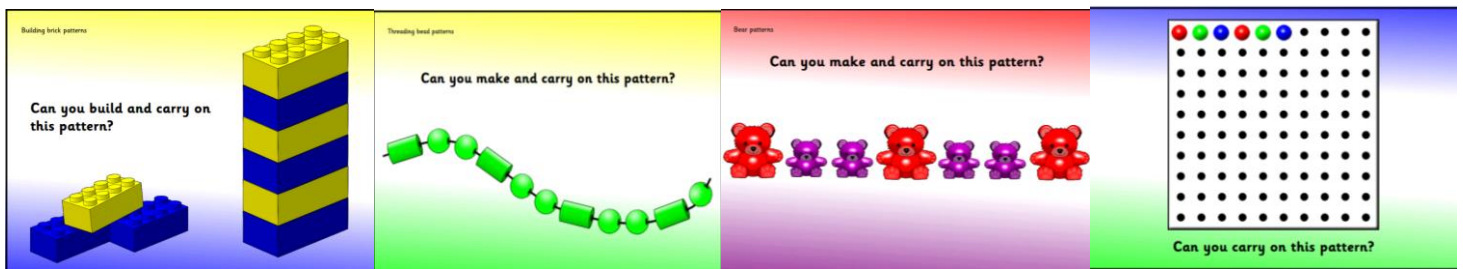
Friday 17th November 2017

Dear Parents and Carers,



In phonics we have introduced the children to the letters **j v w x** and the sounds that they make. You can revisit and practise the sounds that we have learned so far, using the small photocopied letter mat inside the front cover of your child's reading record book. Good ways to do this is for you to say the sound and let your child point to the matching letter/ picture and then swap roles so that you point to the letter and your child says the sound and does the action.

Patterns have been the focus of our maths work this week and the children have been detectives; spotting patterns, talking about patterns and creating our own patterns. We have explored repeating colour patterns, size patterns, shape patterns and people patterns.



As part of our *Once upon a time* topic, we have shared the story of *The Runaway Chapatti* and talked about the similarities and differences with *The Gingerbread Man*. We have found out what a chapatti is and how it tastes! Using the children's ideas, we listened to *Zog* by *Julia Donaldson* and *George and the Dragon* by *Chris Wormell*. During our independent learning time children had fun resourcing their own child led activities, creating a variety of dragons, crowns and shields.

We have found out what children in need is all about and how the money that we have raised today will go to help other children. We heard Max's story and how a specially trained hearing dog has helped Max to feel safe.



Home Learning challenge

To copy the letters **j v w x** and have a go at writing your own. Please continue to encourage your child to hold their pencil correctly as they do so.

The EYFS Ducklings' team ☺

 We Are Learning To



Spot, talk about and make patterns.



colour patterns



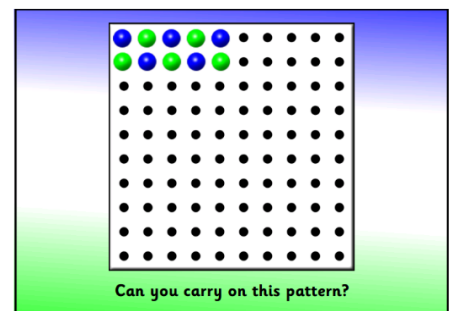
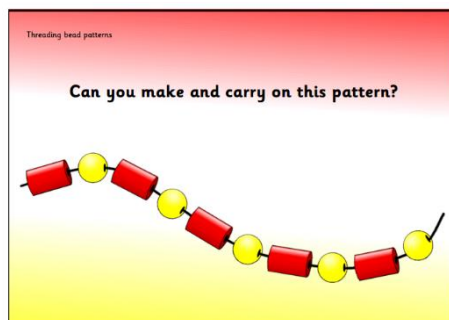

size patterns



size and colour patterns



shape and colour patterns



Using a variety of toys...

Have a go at creating patterns at home...smarties are a good incentive!

Can you use the same objects/colours to create different patterns?

