

Friday 25th September 2026

Dear Parents and Carers,

This week, we have continued to learn the names of the characters from the Oxford Reading Tree books. A copy of these have been put into your child's reading record so you can help them to learn the names of the characters. This will support your child's reading. Your child has also taken part in a group guided read. We shared the book 'The Headache' and have let you know how your child's reading is progressing by using pink to highlight what your child can do successfully and green to show their next learning step. Please continue to send in your child's reading book each day, so that we can share their book with them at school; remembering to make a comment when your child has shared their book with you at home. Four reads that are signed by you = Golden Ticket!

During phonics, we have introduced the children to the letters i n m d and the sounds that they make. We have been learning to listen carefully to hear the first sound in a word and even tried to think of things that start with the i n m d sounds such as; iiiigloo, nnnnnet, mmmman, ddddog. Please help your child to say these sounds clearly and to do the matching actions. You may even challenge them to find their new sounds on the letter mats inside their reading record books.

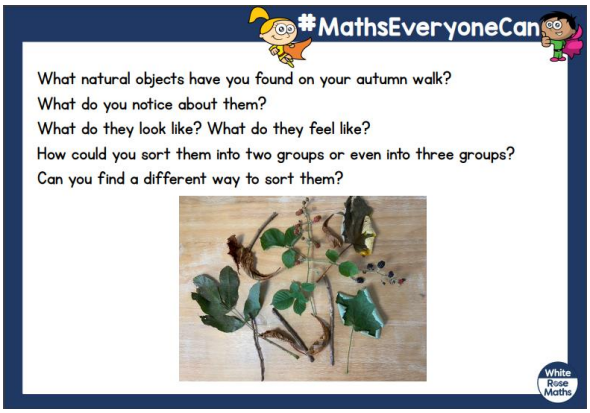

In maths we have continued to sort objects into groups based on their attributes such as colour, size or shape considering what is the same about all the objects in one set and how they are different to the other sets. We have also found out that the same objects can be sorted in different ways and tried to think of our own criteria such as what the objects are made from or whether they are smooth or rough. Perhaps you could make your own collection of objects deciding which ones belong together and explain why.

Whilst exploring the paint station, we have looked at the work of an artist called Mondrian. We found out that his pictures are abstract and don't always look like real things. Mondrian liked to use lines, shapes and colour in his artwork. We had great fun learning how to hold a paintbrush, knowing how much paint is needed to load our brush and how to stroke the brush on the paper. Did you know that red, blue and yellow are primary colours?

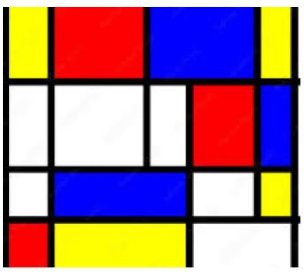

Home Learning

Wow, last week's effort was fabulous! Well done to those who emailed in photos of their learning. We are very proud of you!



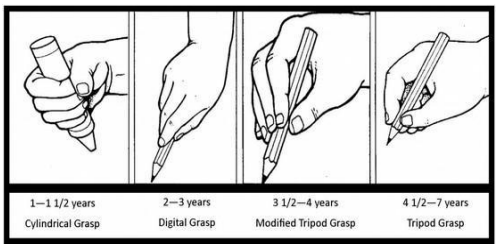

Copy the letters **i n m d** and have a go at writing your own. Please encourage your child to hold their pencil correctly as they do so. They can also draw pictures or stick in photos or objects that start with each sound such as; mmmonster, mmmmmoney, ddddoll, ddddinosaur. Attached is a fun I spy game to practise hearing the first sound in a word.

We would also like you and your child, whilst you are out and about this weekend, to search for and collect signs of Autumn such as; conkers, acorns, sycamore seeds, autumn leaves etc. naming and talking about them. Please send these into school on Monday so we can use our senses to explore these next week.









Thank you for your support, it really does make a difference.

Team Puffins :)

We value our parents as partners. Please leave a comment on any aspect of your child's learning. Things they are enjoying, new learning that they may have shared with you or things that they may be finding tricky.

My child's name: Date: